

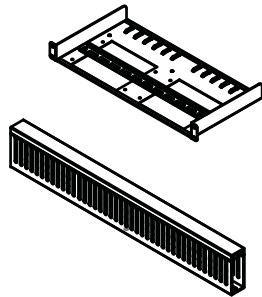
# IRP20123S10 1U Din Rail Installation Manual



## Included in this package

(1) 1U Panel with Din Rail Installed

(1) PVC Wire Duct



(3) M4 x 6 Pan Head Screw



(4) #10-32 x 5/8 Rack Screw



(4) #12-24 x 5/8 Rack Screw



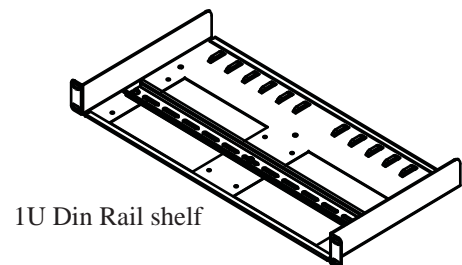

## Installation Steps

1. Remove top cover on PVC Wire duct..

2. Align (3) mounting holes on 1U Panel with punched holes on PVC Wire duct (Figure 1) .

3. Secure all (3) mounting holes with M4 screws.

Figure 1



4. Installation complete ( Figure 2)

